

Jan 3-74

Sears

1974



SUBURBAN

FARM



AND RANCH



CATALOG



Look for the Sears Best symbol for our finest-quality Tractors, Lawn Buildings, Chain Saws, Roto-Spaders, Power Plants and Chain Link Fence.

INDEX ON PAGE 127

Prices in effect until December 10, 1974

SEARS, ROEBUCK AND CO.

Satisfaction Guaranteed or Your Money Back

Please mention the key letters at right → when ordering by phone from this catalog

AF



421-6060

Southridge Shop. Ctr.
5200 So. 76th St.
Greendale, WI 53129

421-6000

18238

New at Sears!
This Lawn Tractor
is our quietest,
and our easiest
to maintain..

it's completely
ELECTRIC!

Tractor with 36-in. Mower

\$844⁹⁵



Powered by 3 heavy-duty batteries—(included) that provide up to 1¼ hours of continuous mowing . . . and you can use household-type outlet to recharge them to full power overnight


- With 3 forward speeds; 1 reverse —all-gear drive
- Handles all these attachments: 36-inch Rotary Mower, 7-cu. ft. Hauling Cart, Dozer Blade, Roller, Spreader/Seeders, Aerator and Towed Sweeper

THE LT/36E. So quiet, about all you'll hear when cutting the grass will be the mower blades spinning. And because there's no gasoline engine exhaust, heat and noise are eliminated along with fumes and vibration. You also enjoy an almost maintenance-free engine with no points, plugs or filters to replace. And, of course, there's no gas or oil to buy. Fast safety starts—engine must be in neutral and mower disengaged . . . just turn the key, put it in gear and roll! Includes 3 high-capacity deep-discharge batteries that carry a strong Sears 5-year Guarantee (at right). Built-in connection under seat—handy for hook-up with standard 110-120-volt outlet. Totally coordinated Presto-charger system with unitized components provide smooth 36-volt engine operation. Wide turf-saver tires—18x8.50-inch rear; 15x6.00-inch front. Comfortable Soft-Touch steering wheel—non-slip grip. Combination clutch/brake pedal. Parking brake. Ball-joint steering. Headlights, taillight. Aztec gold color, bamboo tan enamel finish. Measures 58x34x39 in. high. *Dual-blade 36-in. wide Mower.* Each "high-lift" blade with its own motor, powered by tractor and belt-driven. Hinged deflector swings up, out of the way for storage. Enamel bamboo tan finish. Overall, 52 in. wide. 32 AF 2579N2—Shipping weight 604 pounds \$844.95

5-YR. PRO-RATED BATTERY GUARANTEE FOR SEARS ELECTRIC TRACTOR
If battery is defective and will not hold a charge, in exchange for the battery, we will: *Within First 2 years:* Replace battery at no charge. *After 2 and up to 5 Years:* Replace battery, charging customer 1/60th of the price of a new battery for each full month from date of sale. *If tractor is used for commercial or rental purposes, these guarantees apply for 30 days.* Tractor guarantee, other than for batteries, is same as for our gas-engine tractors (see page 176 for details).

ATTACHMENTS for use
with ALL Sears Tractors
8-HP thru 16-HP


Implements to help keep a beautiful, healthy lawn



Lawn Aerator opens up soil,
lets it "breathe" . . gets moisture
and fertilizer to the roots **\$66⁹⁵**

Tapered steel spikes 2½ in. long on 10-in. diameter discs punch hundreds of holes in the soil to admit air . . also water and fertilizer . . promote deep growth of roots to combat dry conditions. Especially useful for drying out water-logged soil and for preparing old, thinned-out lawn areas for re-seeding. Criss-crossing the area with the aerator provides an excellent foothold for grass seed. Unit can also be used as a mulcher to prepare seed beds.

Place concrete blocks or other heavy material in weight box positioned over the discs to secure desired penetration. Discs closely spaced along the 36-in. wide axle to thoroughly aerate area covered. Self-lubricating oilite bearings for easy rolling, minimum maintenance. Fits any Sears tractor plus all riding tractors and mowers equipped with draw bar hitch pin hole.
32 AF 2635N—Shipping weight 80 pounds \$66.95



2
36-inch
Spreader-
Seeder **\$60⁹⁵**



48-inch Spreader-Seeder
with pre-set control lever **\$114⁹⁵**
. . . protective hood

1 Holds up to 250 lbs. of chemical fertilizer. Also spreads powdered weed killer or grass seed evenly. Pre-set control of on-off lever maintains constant flow rate setting . . prevents excessive concentration . . can be operated from driver's seat. Swirl agitators and scatter board maintain even flow. Slide gate and inside of steel hopper with vinyl lacquer finish. 4x16-inch pneumatic tires. Fits Sears tractors plus all riding tractors with rear draw bar hitch pin hole.
32 AF 2632N—Shipping weight 100 pounds \$114.95

2 36-inch Spreader-Seeder. Similar to (1) above except: holds up to 100 pounds; has two-piece agitator for even distribution and stainless steel shutoff slide; hopper not covered; has 13-inch semi-pneumatic tires.
32 AF 2619N—Sent motor carrier or express. Shpg. wt. 47 lbs \$60.95

36-inch Lawn Roller . . weighs
450 pounds when filled with water


\$53⁹⁵



Smooth out humps in your lawn . . push frost-heaved grass roots back into the ground. Steel cylinder is 36 in. wide with 18-in. diameter. Weighs only 82 pounds empty but becomes a 450-pound heavyweight when cylinder is filled with water. Special snap-in fill and drain plug, no wrench needed. Solid steel ¾-in. diameter axle extends through cylinder . . is mounted on replaceable bearings. Adjustable heavy iron scraper and cross braces. Long channel steel hitch permits sharp turns. Fits any Sears tractor plus all riding tractors and mowers equipped with rear draw bar hitch pin hole.
32 AF 2608N2—Shipping weight 82 pounds \$53.95

Broadcast
Spreader-Seeder
for wide-pattern
applications


\$46²⁵



Holds up to 90 lbs. of fertilizer. Also spreads granular herbicides, ice melters, seed, etc. Distributes material in semi-circular pattern over 5 to 8-ft. area. Wide pattern saves spreading time; tapering edge eliminates stripes, reduces chance of excessive overlapping. Heavy tubular steel frame. Baked-enamel finish. Hopper has stainless steel bottom and on-off control. Die-cast gears, nylon bearings; gear box with Zerk grease fitting. Measures 20x29 inches high; 12-inch wheels. Sent assembled except pull bar and on-off control. Fits any Sears tractor plus all riding tractors and mowers with rear draw bar hitch pin hole.
32 AF 2639C—Shipping weight 36 pounds \$46.25

Power Sprayer Outfit with piston pump
. . handles all commonly used sprays

\$306⁰⁰



3



Spray Boom
Assembly **\$34²⁵**

4


3 Pump with cast-bronze body and stainless steel piston delivers 2 gals. per min., up to 300 lbs. pressure per sq. in. Sprays 20 to 25 ft. vertically. Surge tank minimizes pump pulsations. Mechanical agitator. 30-gal. tank lined with 3 coats baked-on epoxy. Orchard spray gun with 3 different-size orifices. ¾-in. hose, 25 ft. long. 3-HP CRAFTSMAN® engine. 3x12-in. semi-pneumatic tires. Hitch with retractable parking stand. For any Sears tractor plus all mowers and riding tractors with draw bar hitch pin hole.
32 AF 26182N—Shipping weight 155 lbs. \$306.00

4 Spray Boom Assembly. With 4 nozzles; sprays 6½-ft. swath. Bracket, 5-ft. wide, clamps to tank on above sprayer.
32 AF 26183C2—Shipping weight 20 lbs. \$34.25

SHIPPING NOTE FOR BOTH PAGES: "N" items as (32 AF 2635N) sent to you via motor carrier or express.

**ATTACHMENTS
for 8 and 10-HP
Lawn Tractors**

Yard, Lawn Care and Hauling Equipment



Ramp
adjusts for
stand-up
feeding


Shredder-Bagger with adjustable feed ramp \$144⁹⁵

Draws its operating power from the tractor for high-shredding capacity. Lets you dispose of leaves, twigs, clippings, etc. by shredding debris for bagging or for composting to make rich humus for your soil. Three blades thoroughly chop almost any organic material. Bagging attachment plus 5 bags are included.

Shredder-Bagger attachment mounts at front of tractor. Safety interlock switch shuts off tractor engine if hopper or leaf ramp is removed. Set feed ramp at ground level to rake in material or adjust for stand-up use. Bamboo tan enamel finish. For Sears 8 and 10-HP Lawn Tractors only.

32 AF 25347N—Shipping weight 110 lbs. \$144.95
32 AF 27705—Nylon Shredder Bag—reusable. Shpg. wt. 3 lbs. 8.49

**Lawn-Sweeper — big 10-bushel capacity . . \$194⁹⁵
cleans 38-in. wide swath**



Without leaving driver's seat, you can (a) adjust height of brushes 0 to 2½ in. or raise for transport; (b) dump hamper to rear—away from brushes. Plastic hamper (windscreen incl.). Brushes made of extra-durable, water-proof polypropylene bristles. Swivel caster rear wheels. Use to keep lawn neat, healthy—prevent buildup of thatch; reduce insect and fungus damage. Use with any riding tractor or mower with pin-hitch draw bar. Wt. 118 lbs. 32 AF 26099N. \$194.95



**Steel Hauling Cart
7 cu. ft. capacity**

- Endgate slides up and out . . bed tilts for dumping
- 18-ga. steel with rigid channel construction around top edge
- Use with Sears Lawn Tractors . . also with any riding tractor or lawn tractor with drawbar pin hitch

\$79⁵⁰

With spring-loaded trip latch—can be controlled from driver's seat . . releases box for dumping and locks automatically when lowered to hauling position. Box interior measures 26x42x11½ inches deep. Semi-pneumatic tires—10.25x3½ inches wide. Zerk-lubricated wheel bearings.

Shipping weight 90 pounds.
32 AF 26136N. \$79.50


**Sears Has a Credit Plan
to Suit Your Needs**

See Big Book or ask for details

**WHEELS-UNDER-BOX
DESIGN FOR MOST
EFFICIENT USE**



Permits maximum tilt
for easy dumping



Passes through narrow
space with greater ease




Road dirt deflects under
box . . no fenders to bump

**Tote Box for
Sears Lawn Tractors**

\$49⁹⁵

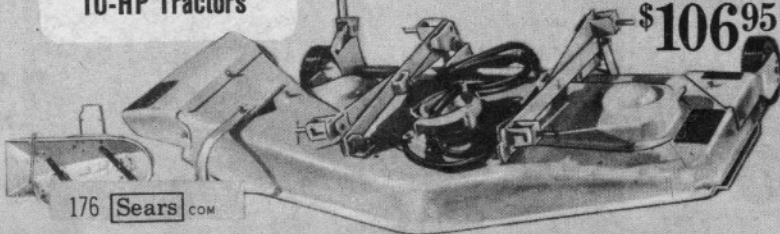
Connects quickly to tractor frame (mower can be left on). So handy, you'll leave it on all summer, moving loose materials, hauling shrubbery, equipment, supplies. Dumps easily with lever control. Latch spring secures box in upright position when not dumping. Box only can be removed if desired. Fill with sand or dirt, etc. for front end ballast weight. Holds 2½ cu. ft. (level fill). 15½x30x12 in. high.

32 AF 26426L—Wt. 48 lbs. . . . \$49.95



**2-blade, 36-inch
Mower for 8 and
10-HP Tractors**

Replacement Rotary Mowers



\$106⁹⁵

Designed for use with Sears Lawn Tractors (8 and 10-HP). Hinged safety shield—deflects foreign objects downward when mowing . . swings up and out of the way for narrow passageways . . saves on storage space, too.

Belt-driven steel blades—"high-lift" design creates suction to raise grass for level cut. Cuttings are spread evenly to avoid bunching. Height adjusts from 1½ to 3½ in. high. Safety brake stops blades in seconds after declutching. Anti-scalp roller protects turf. Steel housing—bamboo tan enamel finish.

32 AF 25101N—Overall width, 52 inches. Shipping weight 75 lbs. \$106.95
32 AF 25014—Replacement Blade for above Mower. Shpg. wt. 2 lbs. 2.98
32 AF 25013—Replacement Blade for 36-in. Mowers—pre 1973 models. Wt. 2 lbs. . . . 2.95

Snow-removal Equipment

ATTACHMENTS
for 8 and 10-HP
Lawn Tractors

Snow Thrower

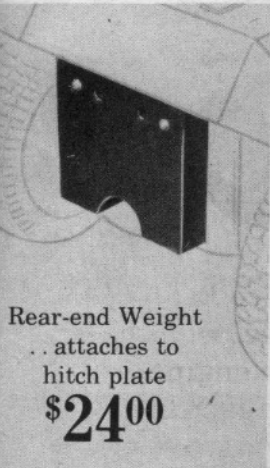
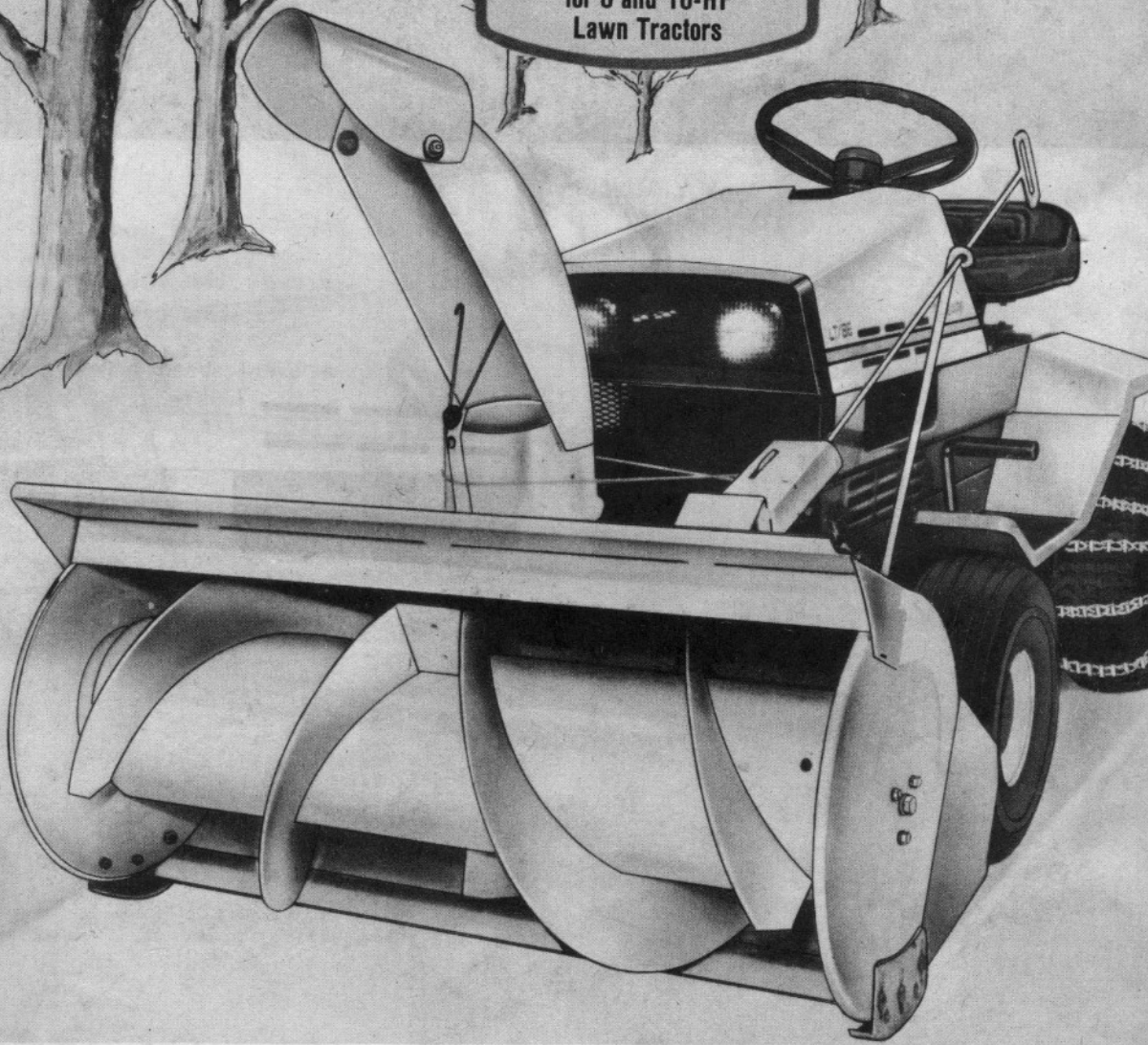
- Clears path 36 in. wide
... wider than tractor
- Crank-type chute control—
turns full right, full left
or to any forward position.
Control at driver's seat.
- Heavy-duty high-speed
auger handles wet, heavy
or powdery snow with ease.

\$199⁹⁵

Lifting lever, clutch as well as chute direction all controlled from driver's seat. Chute deflector can be adjusted to regulate distance of throw. Free-floating skid runners adjust height to suit ground surfaces. V-belt, precision roller chain, sprocket final drive. Requires minimal set-up time for quick on-and-off hook-up or detaching. For Sears 1973-74 lawn tractors. Overall measurement 37x29x26 inches high.

IMPORTANT: Equip rear wheels with tire chains and drawbar weight for tractor on ice and snow (order separately below).


Shipping weight 178 lbs.
32 AF 26001N \$199.95



Rear-end Weight
... attaches to
hitch plate
\$24⁰⁰



Rear Tire Chains Low as
for driving traction **\$19⁹⁵**



36-inch Snow Blade **\$43⁵⁰**

This 36x17½-inch high steel blade designed for use with our 8 and 10-HP gas-operated and electric lawn tractors. Can be angled from 25° right to 25° left. Lift lever raises blade 6 inches off ground. Designed for fast on or off.

Equip rear wheels with tire chains and weight for snow removal projects; add rear end weights. (Order separately at left.)

32 AF 25334N—Shipping weight 57 pounds \$43.50

A "must" for use when using lawn tractor for snow removal. Cross links closely spaced for smooth ride, maximum traction. Special V-lugs welded on cross links bite into ice and snow. 2 in set.

Catalog Number	Fits tire size	Shpg. wt.	Set
32 AF 26981L	6.50x18	68 lbs.	\$19.95
32 AF 26982N	8.50x18	72 lbs.	20.50
32 AF 26983N	9.50x18	76 lbs.	21.50

Sears Has a Credit Plan to Suit Your Needs See Big Book or ask for details